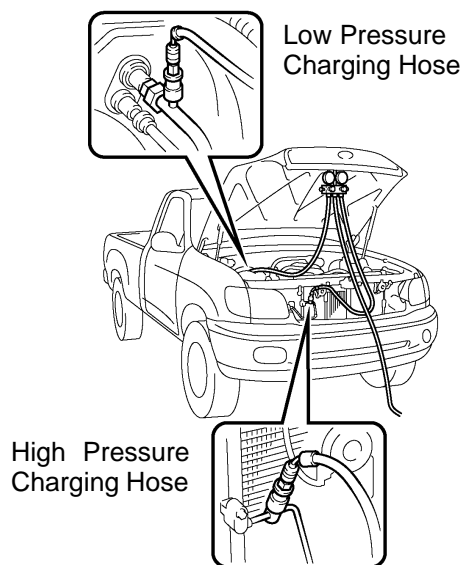


1GR-FE:

N

I28849

MANIFOLD GAUGE SET SET ON

1. CONNECT CHARGE HOSE TO MANIFOLD GAUGE SET

Tighten the nuts by hand.

CAUTION:

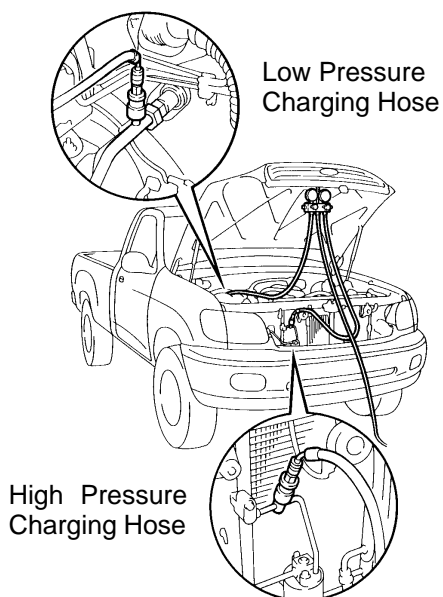
Do not connect the wrong hoses.

2. CONNECT QUICK DISCONNECT ADAPTERS TO CHARGING HOSES

Tighten the nuts by hand.

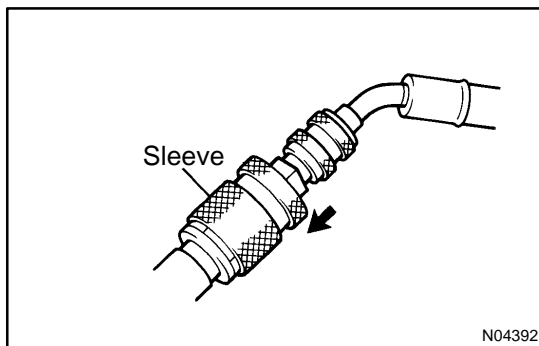
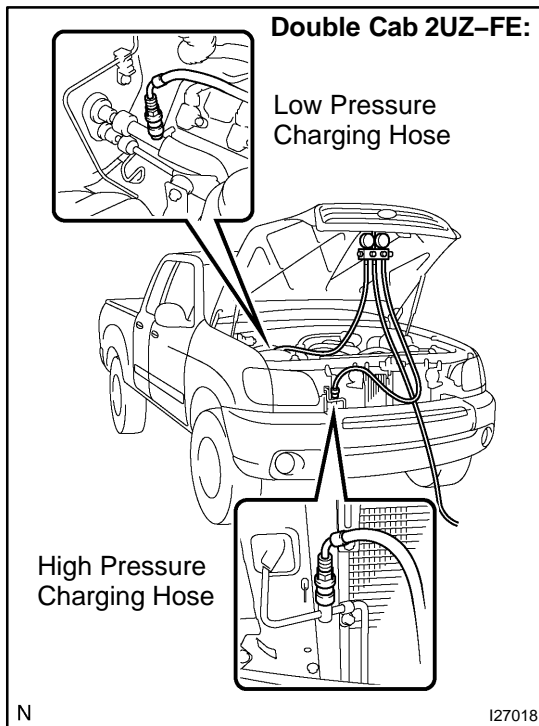
3. CLOSE BOTH VALVES OF MANIFOLD GAUGE SET

4. REMOVE CAPS FROM SERVICE VALVES ON REFRIGERANT LINE

Access Cab, Standard Cab 2UZ-FE:

N

I11119



5. CONNECT QUICK DISCONNECT ADAPTERS TO SERVICE VALVES

HINT:

Push the quick disconnect adapter onto the service valve, then slide. Slide the sleeve of the quick disconnect adapter downward to lock it.